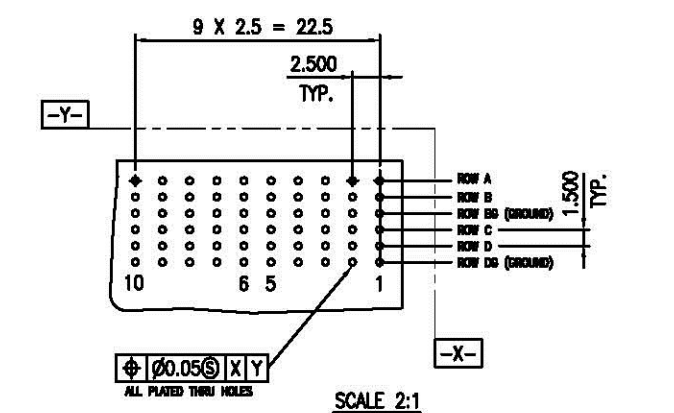
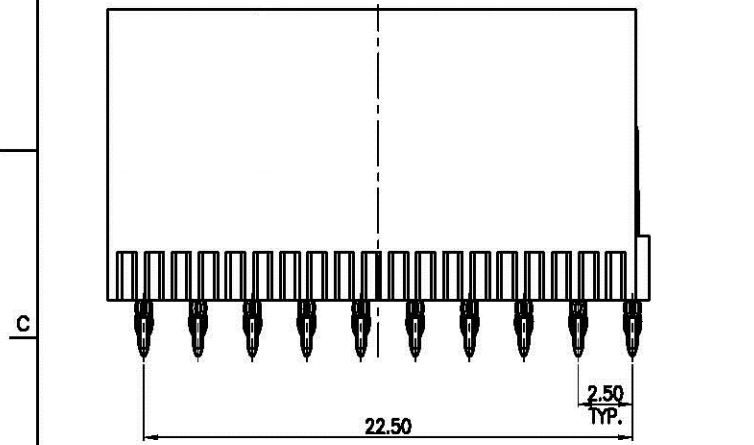
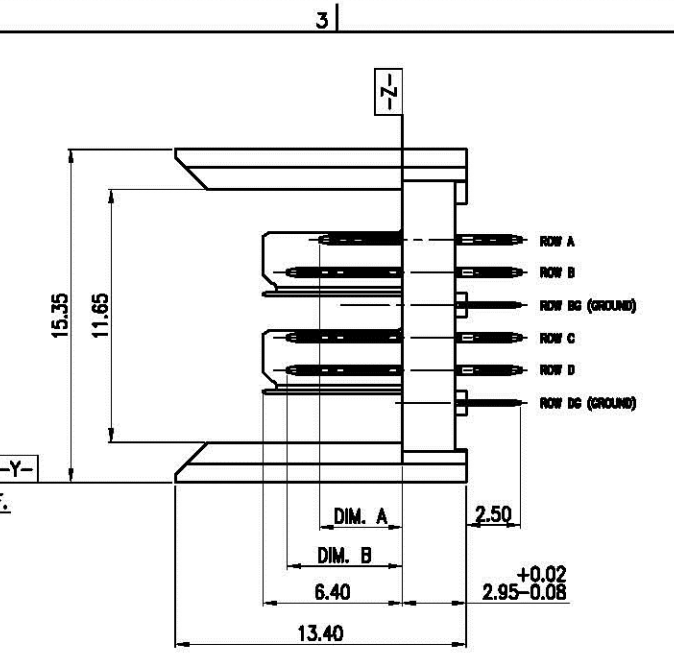
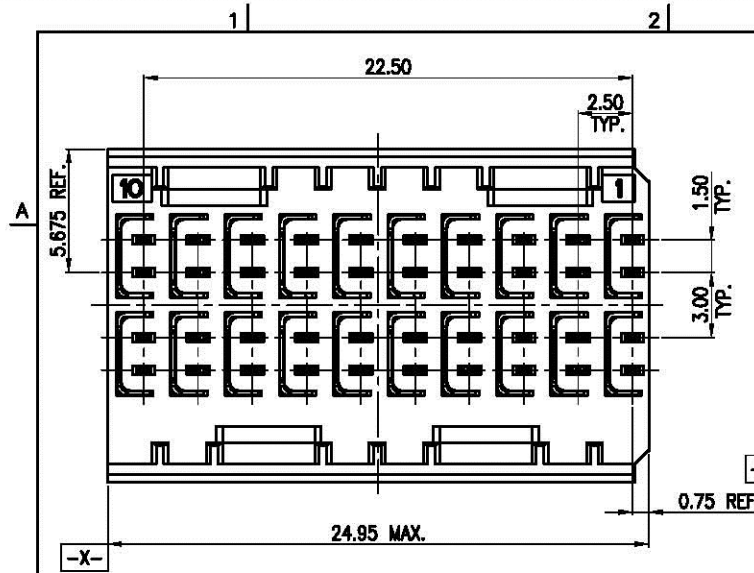


A10821		
REV.	ECN NO.	DATE
A	CN12083	07-26-'12
B	CN12123	02-22-'13
C	CN13231	03-24-'15
D	CN15098	10-19-'15

NOTES:

- UNLESS OTHERWISE SPECIFIED, ALL TOLERANCES FOLLOW DRAWING COMMON STANDARD.
- UNLESS OTHERWISE SPECIFIED, ALL RADII ARE 0.2 MM.
- MATERIAL :
 INSULATORL.C.P.+30% GLASS REINFORCED
 CONTACTPHOSPHOR BRONZE C5191R-H
 SHIELDEDPHOSPHOR BRONZE C5191R-H



PIN ASSIGNMENT

B	B	B	B	B	B	B	B	B	B	A
B	B	B	B	B	B	B	B	B	B	B
G	G	G	G	G	G	G	G	G	G	G
B	B	B	B	B	B	B	B	B	B	B
B	B	B	B	B	B	B	B	B	B	B
G	G	G	G	G	G	G	G	G	G	G

A=3.80mm
 B=5.30mm
 G=GROUND

PCB HOLE DIM:
 DRILLED HOLE = 0.700±0.025mm
 FINISHED HOLE = 0.600±0.050mm
 Cu THICKNESS = 0.0375±0.0125mm
 SnPb THICKNESS = 0.007±0.003mm

PROJECTION 	TOLERANCE UNLESS OTHERWISE SPECIFIED		TITLE EPTSH ZD MALE CONNECTOR ASSEMBLY, 2 PAIR 2.5mm TAIL
	LINEAR	ANGLE	
UNITS MM[INCH]	.0 ± 0.35 .00 ± 0.25 .000 ± 0.15	X° REF ± 5° X' ± 2" XX' ± 1"	
SCALE 4:1	DRAW Even Lin DESIGN Even Lin CHKD Aaron Ke APPD. Allen Poo	10-19-'15 10-19-'15 10-19-'15 10-19-'15	DWG NO. ESH108C10-10000E-MF-R CAD NO. E10821
SIZE A3			REV. D SHEET 1/1